



One Team, One Mission: Your Success!



502d Air Base Wing & Joint Base San Antonio

Natural Resources



Rustin Tabor and Dayna Cramer

Joint Base San Antonio: The Premier Installation in the Department of Defense!



JBSA Natural Resources



One Team, One Mission: Your Success!

Mission: To sustain, restore and modernize natural infrastructure to ensure operational capability and no net loss in the capability of JBSA lands to support the military mission.

Responsible for natural resources management and conservation enforcement on all 42,000+ acres of JBSA at 11 separate locations spread across three Texas counties. Coordinates with 260+ mission partners on activities that could impact natural resources, including but not limited to, endangered species, migratory birds, floodplains, wetlands, invasive species and endemic species.

Joint Base San Antonio: The Premier Installation in the Department of Defense!

11 JBSA Locations:

Medina Training Annex

Lackland

Kelly Field Annex

Port of San Antonio

Fort Sam Houston

Medical Center Annex

Grayson St Annex

Camp Bullis

Canyon Lake Recreation Site

Randolph

Seguin Auxiliary Airfield



Natural Resources by Acreage



One Team, One Mission: Your Success!

Natural Resources are found throughout the entire 42,000 acres of JBSA

- 8,500 acres of endangered bird species habitat (BUL)
- 3,000 acres of cave preserves (BUL)
- 2,200+ acres of floodplains
- 144 acres of wetlands
- 4,000 acres of Edward's Aquifer Recharge Zone (BUL)
- 24,000 acres of Edward's Aquifer Contributing Zone (BUL)

Joint Base San Antonio: The Premier Installation in the Department of Defense!

11 JBSA Locations:

Medina Training Annex

Lackland

Kelly Field Annex

Port of San Antonio

Fort Sam Houston

Medical Center Annex

Greyson St Annex

Camp Bullis

Canyon Lake Recreation Site

Randolph

Seguin Auxiliary Airfield



JBSA Natural Resources



One Team, One Mission: Your Success!

Natural Resources are found throughout the entire 42,000 acres of JBSA

- 4 Federal endangered species (BUL)
- 13 endemic species (BUL)
- Over 1,000 karst features (BUL)
- Over 100 caves (BUL)
 - 29 have endangered species
 - 50 have endemic species
- 7 endangered, 1 threatened species affected by Edwards Aquifer withdrawal at JBSA locations
- 3 invasive species managed for
- Migratory Bird Depredation Permit holder for Bird/wildlife Airstrike Hazard depredations

Joint Base San Antonio: The Premier Installation in the Department of Defense!

11 JBSA Locations:

Medina Training Annex

Lackland

Kelly Field Annex

Port of San Antonio

Fort Sam Houston

Medical Center Annex

Greyson St Annex

Camp Bullis

Canyon Lake Recreation Site

Randolph

Seguin Auxiliary Airfield



JBSA Listed Species



One Team, One Mission: Your Success!

Golden-cheeked Warbler



Black-capped Vireo (Delisted)



Rhadine infernalis



Madla's cave meshweaver



Rhadine exilis

Joint Base San Antonio: The Premier Installation in the Department of Defense!

Golden checked warbler (GCWA):

~ 8,500 ac of delineated habitat

Habitat consists of mature oak/ashe juniper woodlands

Black-capped Vireo (BCVI): (delisted Apr 2018)

Habitat consists of early successional mixed brush

BUL SE extent of range

5 males recorded in 2018, 3 of those paired and one pair successfully fledge at least one offspring.

Continue to monitor until 2023

Rhadine infernalis (ground beetle, no common name):

Known from 6 caves at BUL, 30 off post

Rhadine exilis (ground beetle, no common name):

Known from 24 caves at BUL, 26 off post

Madla's cave meshweaver

Known from 1 cave at BUL, 7 off post

Informal consultation completed in 2016 restricts certain activities in areas know to supported listed species.

Natural Resources Office also manages for 13 endemic (only ever recorded on BUL) cave species.



Hunting Program Goals



One Team, One Mission: Your Success!

- Promote safe, responsible and knowledgeable hunting.
- Plan for the sustainability of the JBSA hunting program through the use of game surveys and hunting quotas.
- Maximize to the greatest extent practicable the areas available to hunt and opportunities to hunt.

Joint Base San Antonio: The Premier Installation in the Department of Defense!



Hunting Program Status



One Team, One Mission: Your Success!

- 72 of 100 gun blinds removed due to LHS concerns
- WTD Hunting Season
 - White-tailed Deer Season is over
 - 24 Does and 5 Bucks harvested
 - 1 deer confiscated do to age harvest restrictions
- General Permit
 - 55 Hogs, 2 Turkeys, 10 Doves
- Program Info
 - Game Warden/Hunting Manager have made over 1,000 contacts in the field, at ORC, and through phone and email.
 - Issues scheduling of Training Areas with Army Support Activity since early December 2018

Joint Base San Antonio: The Premier Installation in the Department of Defense!



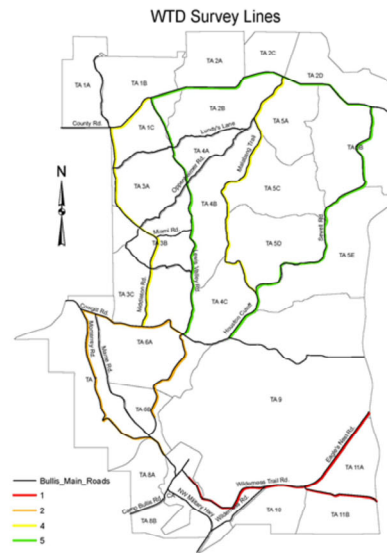
Surveys for Quota Determination



One Team, One Mission: Your Success!

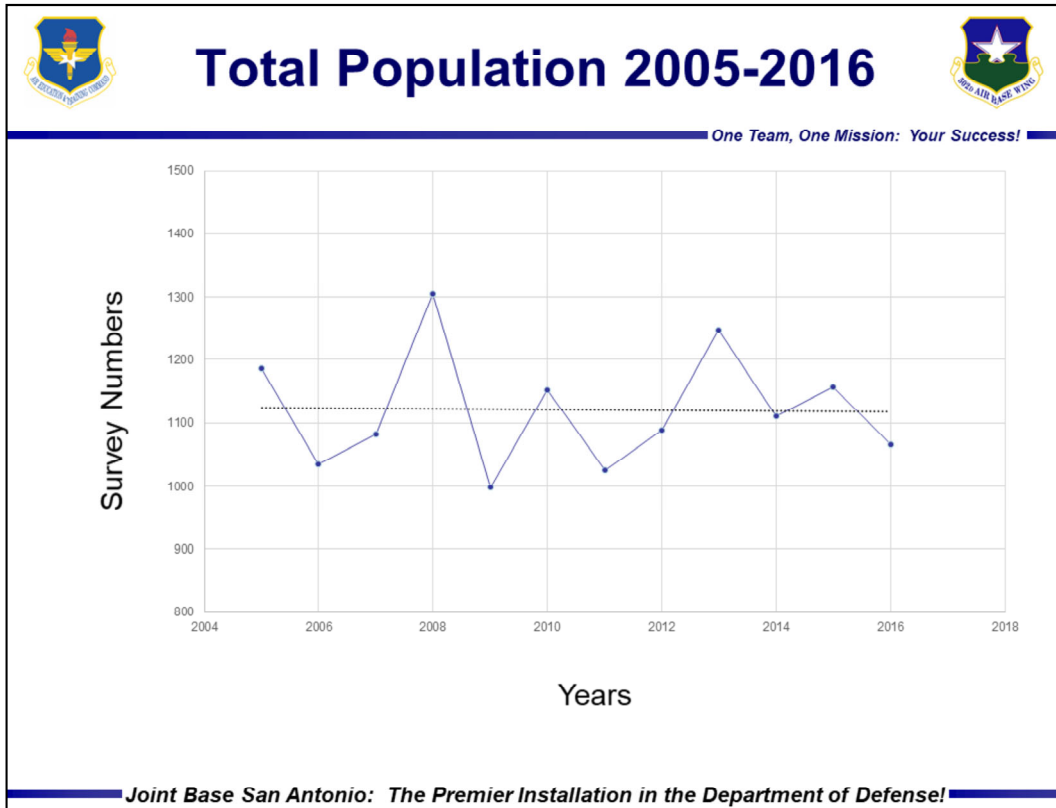
Spotlight white-tailed deer surveys are accomplished in August of every year.

The data is then analyzed and sent to TPWD biologist for review and issuance of MLDP tags.



Joint Base San Antonio: The Premier Installation in the Department of Defense!

We also do Northern bobwhite (NOBO) covey counts in Oct-Nov each year. NOBO counts are intended to establish a population trend line not estimate the population.



11 year graph of estimated WTD population using same surveying and analysis techniques. Notice trend line is fairly even around 1120 estimated population over time.

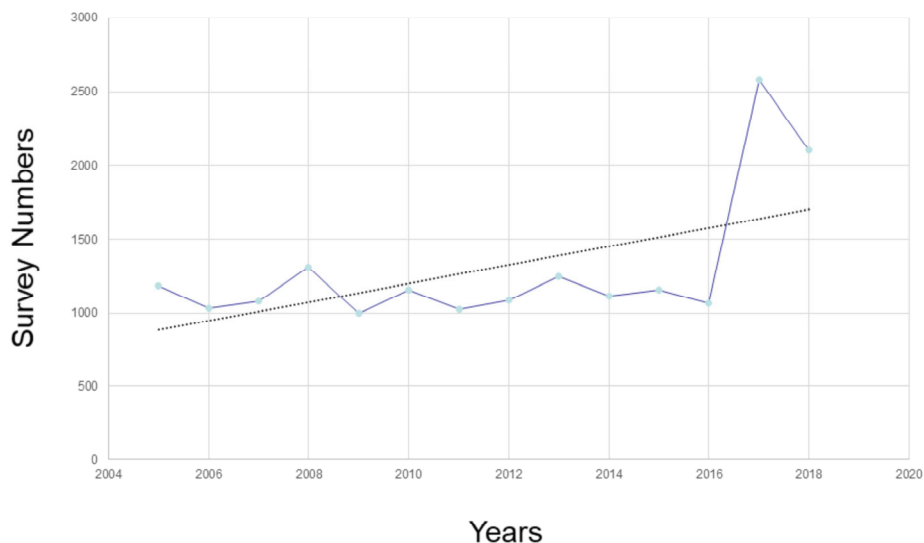
Next two slides will show differences in estimated WTD population based on differences in analysis for 2017 & 2018, the same data went into each analysis but the results output are different.



WTD Population 2005-2018



One Team, One Mission: Your Success!



Joint Base San Antonio: The Premier Installation in the Department of Defense!

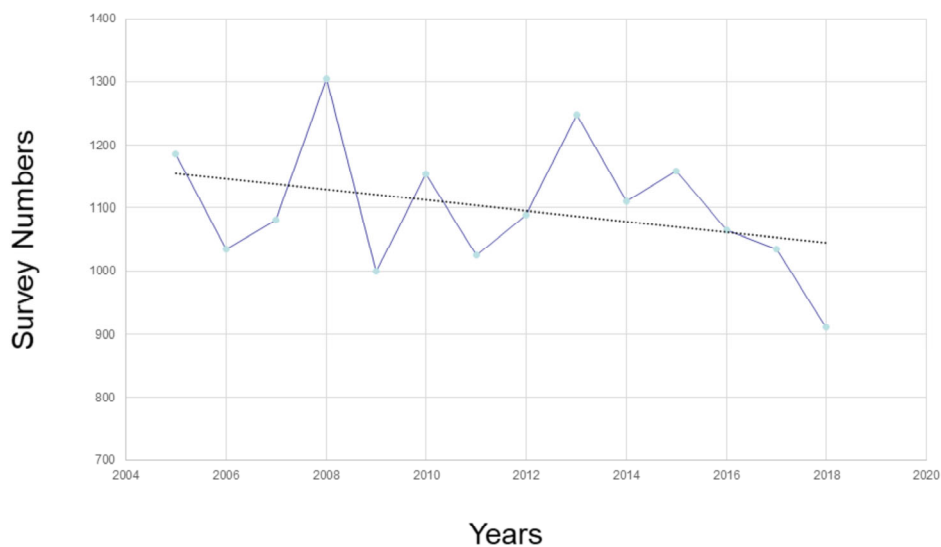
Estimated WTD population 2005 – 2018 last two years used different analysis method in which no visibility buffer was used. Made a less conservative estimate (than previous analysis) of WTD population on post and increased quota from TPWD.



WTD Population 2005-2018

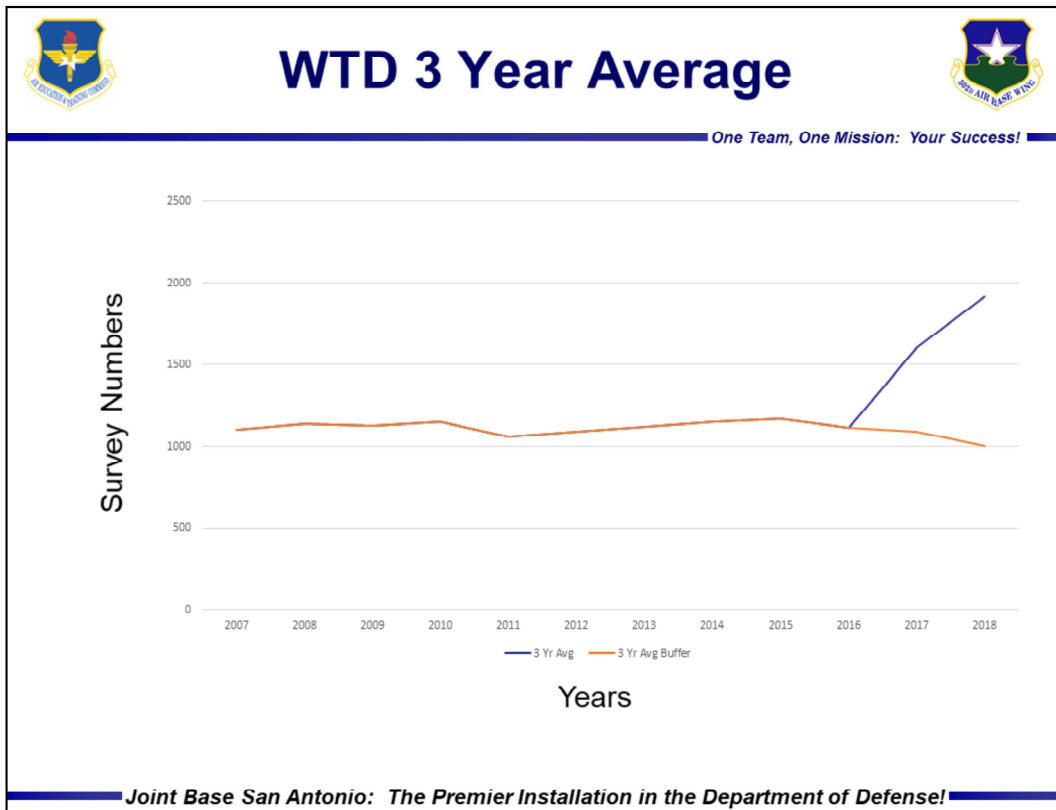


One Team, One Mission: Your Success!



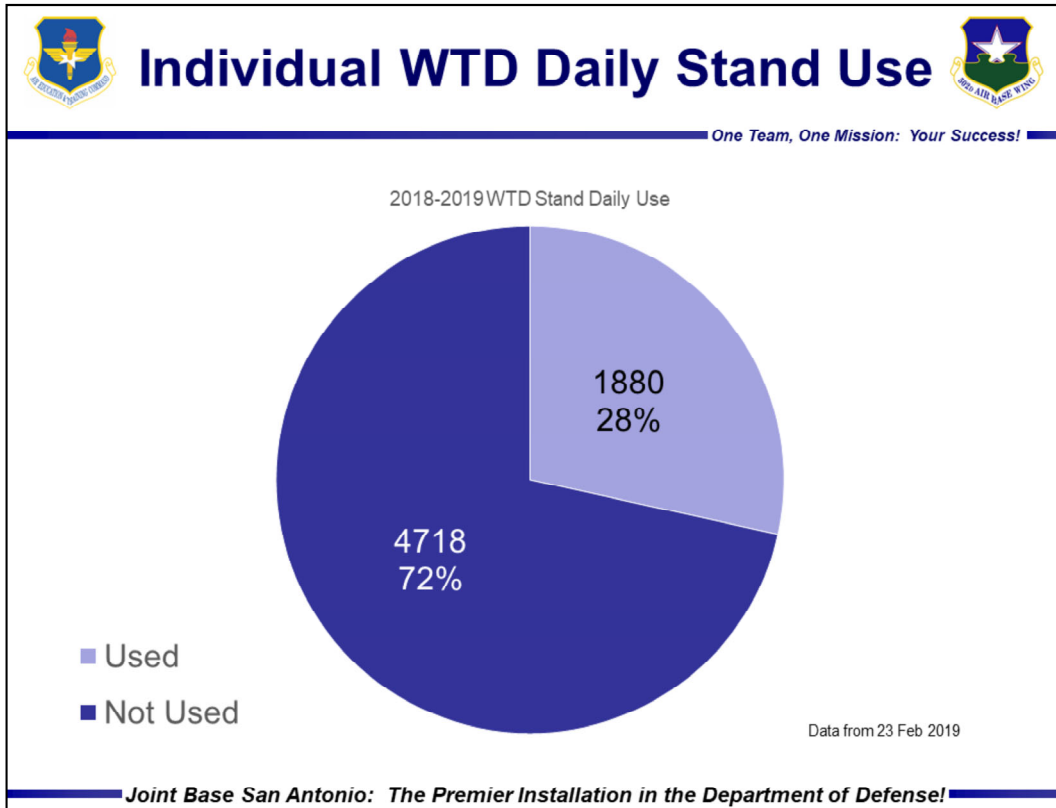
Joint Base San Antonio: The Premier Installation in the Department of Defense!

Estimated population based on same conservative analysis used (with visibility buffer, 2005-2016). Show decline in population vs previous slide which show increase.



Annual quotas are not based solely on one year's survey data but are based on a 3 year average of the population estimates. These estimates come from analyzing spotlight survey data to include buck:doe ratios, fawn recruitment, ac/deer. Implementing browse surveys in addition to spotlight surveys in the next year will better clarify the carrying capacity of the land and will inform objectives of the hunting program. May increase or decrease the goals of 15-20 ac/deer.

Blue line denotes estimated population with different analysis that has been used the last two years and the orange denotes same analysis used in previous years.



This year we decided to track stand use. We only accounted for available hunting days and tracked whether the hunter used their stand on those available days. We noticed a drop in stand use after Veteran’s Day. 116 of the 157 were used only 25% of the available time, with average use being 28% of available days. Only 1 hunter used the stand over 90% of the time available.

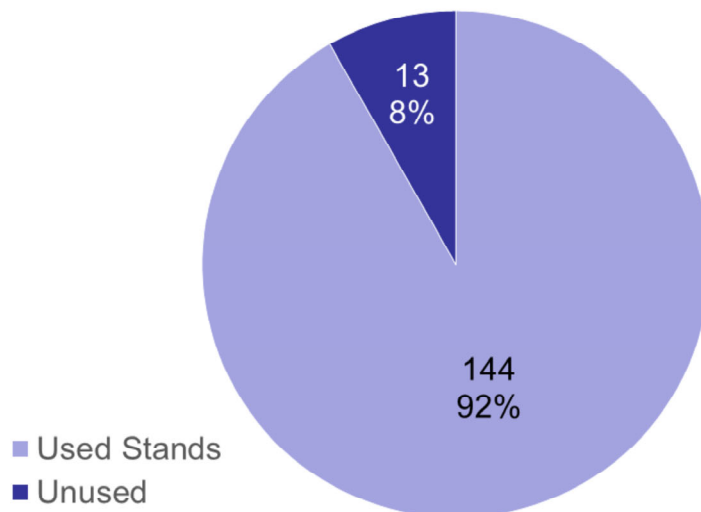


Season Use for WTD Stands



One Team, One Mission: Your Success!

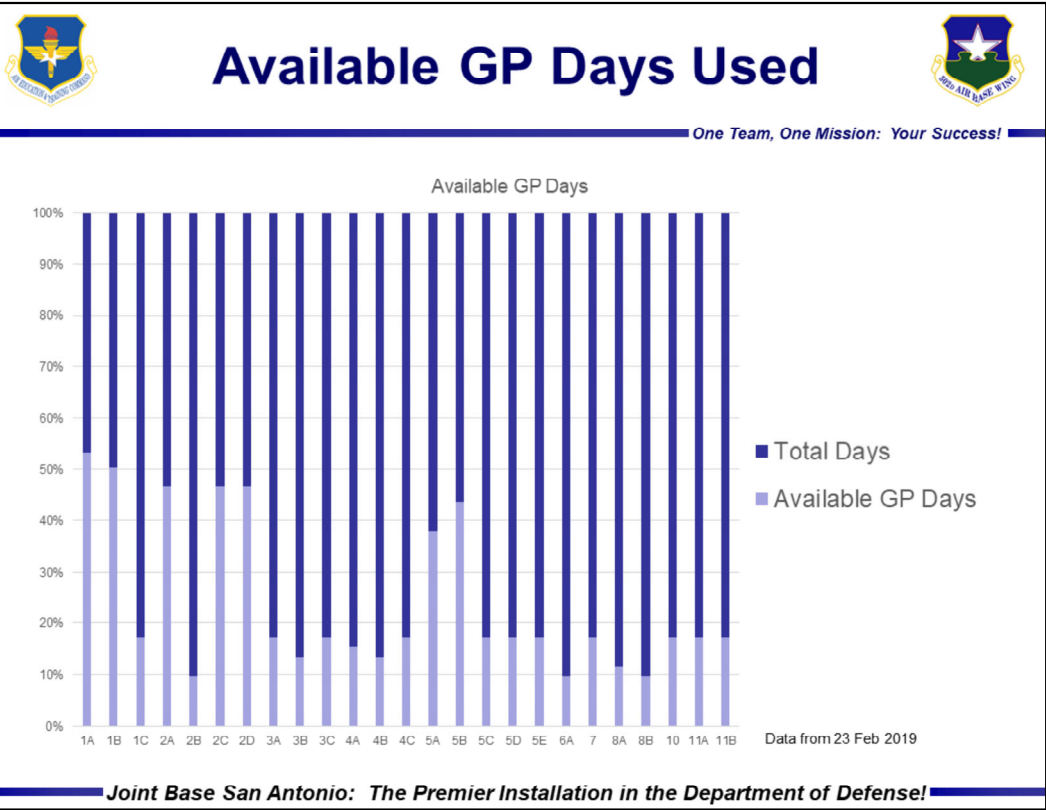
2018-2019 Used WTD Stands



Data from 23 Feb 2019

Joint Base San Antonio: The Premier Installation in the Department of Defense!

This year we decided to track stand use. This was a yes/no switch. If the stand was checked into even once it was counted as used. We did notice a drop in stand use after Veteran's Day. 116 of the 157 were used only 25% of the available time, with average use being 28% of available days. Only 1 hunter used his stand over 90% of the time available.



This year we decided to track area use. We looked at days the areas were available for hunting and how often they were checked into. This data counts each check in, so individuals checking into an area multiple times during the same day were counted multiple times.



Surveys



One Team, One Mission: Your Success!

- WTD End of Season Survey
 - Need Panel Comments
 - Are questions adequate?
 - What questions should be added or removed?
- Customer Evaluation
 - Customer Evaluations are not made public
 - Evaluation Reports go to the Installation Commander, 802 CES, and 502 CEG Directors
 - If customer requests a response the response is made by the hunting program staff

Joint Base San Antonio: The Premier Installation in the Department of Defense!



Chain of Command for Natural Resources



One Team, One Mission: Your Success!

- Richard Trevino, Acting 502 CEG Director
- Christian De La Rosa, Acting 502 CEG Deputy and Acting 802 CES Director
- Edward Roberson, Acting 802 CES Deputy and Installation Management Flight Chief (802 CES/CEI)
- Seth Smith, Acting Environmental Section Chief (802 CES/CEIE) and Asset Management Chief (802 CES/CEIEA)
- Dayna Cramer, Environmental Conservation Chief (802 CES/CEIEA-3)
- Rustin Tabor, Natural Resources Manager (802 CES/CEIEA-3)

Joint Base San Antonio: The Premier Installation in the Department of Defense!



Questions/Comments



One Team, One Mission: Your Success!

?

Joint Base San Antonio: The Premier Installation in the Department of Defense!



Contact Information



One Team, One Mission: Your Success!

Dayna Cramer, Environmental Conservation Chief
Hunting Program Manager

dayna.a.cramer.civ@mail.mil 210-740-8340

Rustin Tabor, Natural Resources Manager

rustin.t.tabor.civ@mail.mil 210-740-1443

Archie Cooper, Game Warden

archie.l.cooper.civ@mail.mil 210-669-8804

Joint Base San Antonio: The Premier Installation in the Department of Defense!